

OverDrive Policies

- ▶ Cart holds up to 5 titles for 30 minutes
- ▶ Check out up to 5 titles, no renewals
- ▶ Set lending period for 7 or 14 days, no early returns
- ▶ Place holds on checked out titles
- ▶ Hold pickup period is 3 days, notified via email
- ▶ Hold limit is 5 titles
- ▶ Titles automatically expire, no fees!

Q: How many titles can a mobile device hold?

A: 1 GB mobile devices hold around 4 to 6 titles with the WMA file format or 2 to 3 titles with the MP3 file format.

Problems with OverDrive?

Contact Us

@

<http://www.cclslib.org/overdrive/help.htm>



Chautauqua-Cattaraugus Library System
106 West Fifth Street
Jamestown, NY 14701
<http://www.cclslib.org>

Chautauqua-Cattaraugus
Library System

DOWNLOAD
AUDIO
BOOKS

OverDrive is your virtual branch!

<http://ccls.lib.overdrive.com>

Explore the growing collection of audiobooks and use your library card and PIN to download audiobooks to your computer, transfer them to a mobile device, or burn selected titles onto a CD for listening on the go. Available 24/7, now your library is always open!



Easy to use & no fees!

DOWNLOAD FREE CONSOLE

To play audiobooks from OverDrive on devices that cannot run the OverDrive app, the OverDrive Media Console must be downloaded to a computer or laptop. Titles must be transferred from the OverDrive Media Console to the device.

Step 1: Go to > <http://ccls.lib.overdrive.com>

Step 2: Scroll to bottom of left navigation pane, click on *OverDrive Media Console* under *Digital Software*.

Step 3: On the OverDrive website, read over System Requirements. Select Mac, Windows or Mobile device. Click **DOWNLOAD NOW**.

Step 4: At the popup window, click **Save**.


Step 5: Save it to your computer, you decide where. Click **Save**.

Step 6: After the download is complete, click **Open Folder**.



Step 7: Click the highlighted file *ODMediaConsoleSetup*. (It should be on your desktop, if you saved it there.)

Step 8: If you have a pop up window, click **Run**.

Step 9: If you have the *OverDrive Welcome Wizard*, follow the instructions on your screen.

You should have a *shortcut*  on your desktop or where saved.

Windows Media® Player Security Upgrade

The security upgrade is required for OverDrive Media Console for Windows only and must be completed  prior to downloading  first title.

Windows Media Player 9 or newer is required for *Windows*. A Free download is available: <http://www.microsoft.com/windows/windowsmedia/player/default.aspx>

Windows Media Player Security Upgrade is a process that must be performed before Microsoft Windows Media Player will allow any DRM-protected files to be played.

A security measure, the security upgrade identifies the copy of Windows Media Player with the computer on which Windows Media Player is being used. Publishers often require this sort of security in order to discourage the unlawful redistribution of digital content.

To upgrade: Open the OverDrive Media Console, under *Tools*, click on *Windows Media Player Security Upgrade*.

If problems occur while trying to conduct the upgrade, see our Troubleshooting Guide at: <http://www.cclslib.org/overdrive/help.htm>

Browse for your favorite authors or best-selling titles

Check Out the title with your library card from an automated library

Download to PC, Mac, and many mobile devices

Enjoy immediately on compatible devices or download to the OverDrive Media Console on a computer or laptop and then transfer to compatible devices.



If applicable, apps are available for some mobile devices.

Looking for a listing of new titles?

<http://newoverdrivetitles.blogspot.com/>