

# Free eBooks and Audiobooks

Use your library card from any automated library in the Chautauqua-Cattaraugus Library System to access to books 24/7.

On OverDrive you can:

- ⇒ Browse or search for your favorite authors, titles, or subjects.
- ⇒ Place holds on checked out titles, limit 5 holds, notification via email.
- ⇒ Check out up to 5 titles at a time, cart holds up to 5 titles for 30 minutes.
- ⇒ Set your lending period for 7 or 14 days, no renewals or early returns for audiobooks. eBooks can be returned early.
- ⇒ Loans automatically expire, no fees!



**Chautauqua-Cattaraugus  
Library System**  
106 West Fifth Street  
Jamestown, NY 14701  
[www.cclslib.org](http://www.cclslib.org)

## Hey Kids!!

Do you have a new iPod, eReader, iPad, Kindle, computer, laptop or other mobile device?



## Download eBooks & Audiobooks

GET STARTED NOW!!

Go to the home page of any automated library in the Chautauqua-Cattaraugus Library System and click on the link





## Start here for audiobooks



To get started you must download OverDrive Media Console to your computer or device. [Windows Media Player security upgrade is required for OverDrive Media Console running on a Windows computer. This is available under Tools in the menu bar of the console.]





Here's how to download the Console:

1. Click on OverDrive Media Console on the bottom left of your screen.
2. Select your device, click DOWNLOAD NOW.
3. Click Save in popup window.
4. Choose a location to save, desktop is a good place, click Save File again.
5. After download is complete go to  double click it.
6. A popup that says "Do you want to run this file?" will appear, click Run.
7. Install wizard will appear. Follow the directions.
8. When complete  will appear.
9. When you check out an audiobook a popup will confirm download to OverDrive Media Console. Click OK.
10. Transfer, Burn or Play your checked - out books from the OverDrive Media Console. Kindles can play MP3 format audiobooks but must be downloaded & transferred through the Console.




## Start here for ebooks

Appropriate software must be downloaded to your computer or device to read ebooks.

Here's how to download the ePub software:

1. Click on Adobe Digital Editions on the bottom left of your screen.
2. To read Adobe  EPUB and  PDF eBooks on a Windows or Mac computer and to transfer eBooks to a supported device, click on: To download Adobe®Digital Editions, click here.
3. Click on Download Now.
4. Click on Install.
5. Click on Yes to download.
6. Most users will use the default settings, just click Next when prompted and Close at the end.
7. Your Adobe Digital Editions should appear on your desktop. 
8. To read Adobe EPUB eBooks on your smartphone or mobile device that uses apps, download the OverDrive Media Console app. (If you have downloaded this app for audiobooks it is already on your device.)
9. See supported eBook devices just below the digital software at the bottom left of page.
10. To use a  Kindle device you will be directed to the Amazon Website. If you have downloaded Kindle apps to a device or have registered your Kindle device, checkout the Kindle edition of the book on the library's OverDrive website and then download at Amazon. You must have an Amazon account to use a Kindle device.

## USING OVERDRIVE

- ⇒ From any CCLS automated library home page click on 
- ⇒ Choose My Account at the top of the page.
- ⇒ You will be prompted to Login. Enter your 13 digit library card number with no spaces and your pin and then click on login. 
- ⇒ The next page lists options.
- ⇒ To begin browsing choose My Bookshelf and click on the Browsing link or go to left side of page for search and browsing options.
- ⇒ When you have chosen a title you want to borrow click on the title
- ⇒ Choose the format you wish to download.
- ⇒ Add it to your cart or to your wish list.
- ⇒ Return to browsing or
- ⇒ Continue to check out if you are done.
- ⇒ Choose your loan periods from the drop down boxes.
- ⇒ Click on the download button. 

Troubleshooting FAQs & step by step instructions are available on our website:

<http://www.cclslib.org/overdrive/help.htm>